



# NOAA FISHERIES

Fisheries Statistics Division  
NMFS Southeast Fisheries Science  
Center  
Miami, FL

GSMFC - Fall Meeting  
October 17, 2023

## 2023 Gulf Menhaden Fishery Update



# 2023 Landings through September 30

- 415,964 metric tons or 1.37 billion standard fish
  - Decreased 8.3% from 2022 (453,765 mt) for equivalent time
  - Relatively similar (-0.03%) as the previous 5-yr average (415,875 mt) for equivalent time



THE MERRIMACK FISHERY.

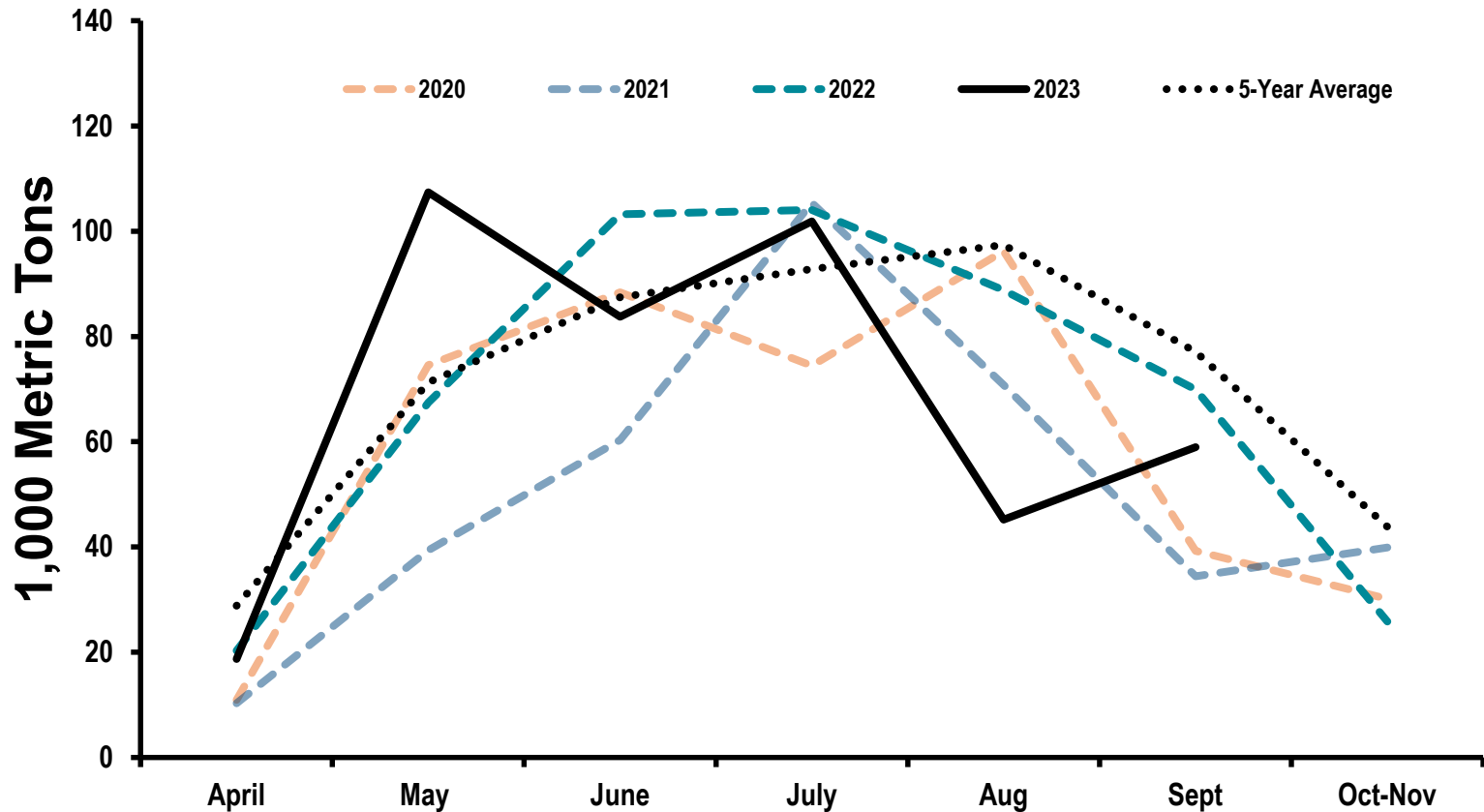
Group of Fishermen on the Merrimack Fishing for Herring. (From "The Merrimack," p. 101.)  
Copyrighted by the U.S. Government.

# 2023 Landings by Month

Month	Landings (Metric tons)
April	18,728
May	107,423
June	83,762
July	101,872
August	45,220
September	58,959
<b>Total</b>	<b>415,964</b>



# 2023 Landings by Month



# Preliminary Age Compositions of 2023 Port Samples

- 2022 samples are nearly complete
- Still receiving 2023 samples and hope to have them all aged by April 2024

# 2023 – Vessel Participation

- 32 vessels participating in 2023
  - 26 vessels actively fishing
  - 6 run boats





# Estimate of Nominal Fishing Effort through September, 2023

- Nominal Fishing Effort through Sep 2023 ~242,900 v-t-wks
- Nominal Fishing Effort through Sep 2022 239,030 v-t-wks
- Increased 1.6% from 2022



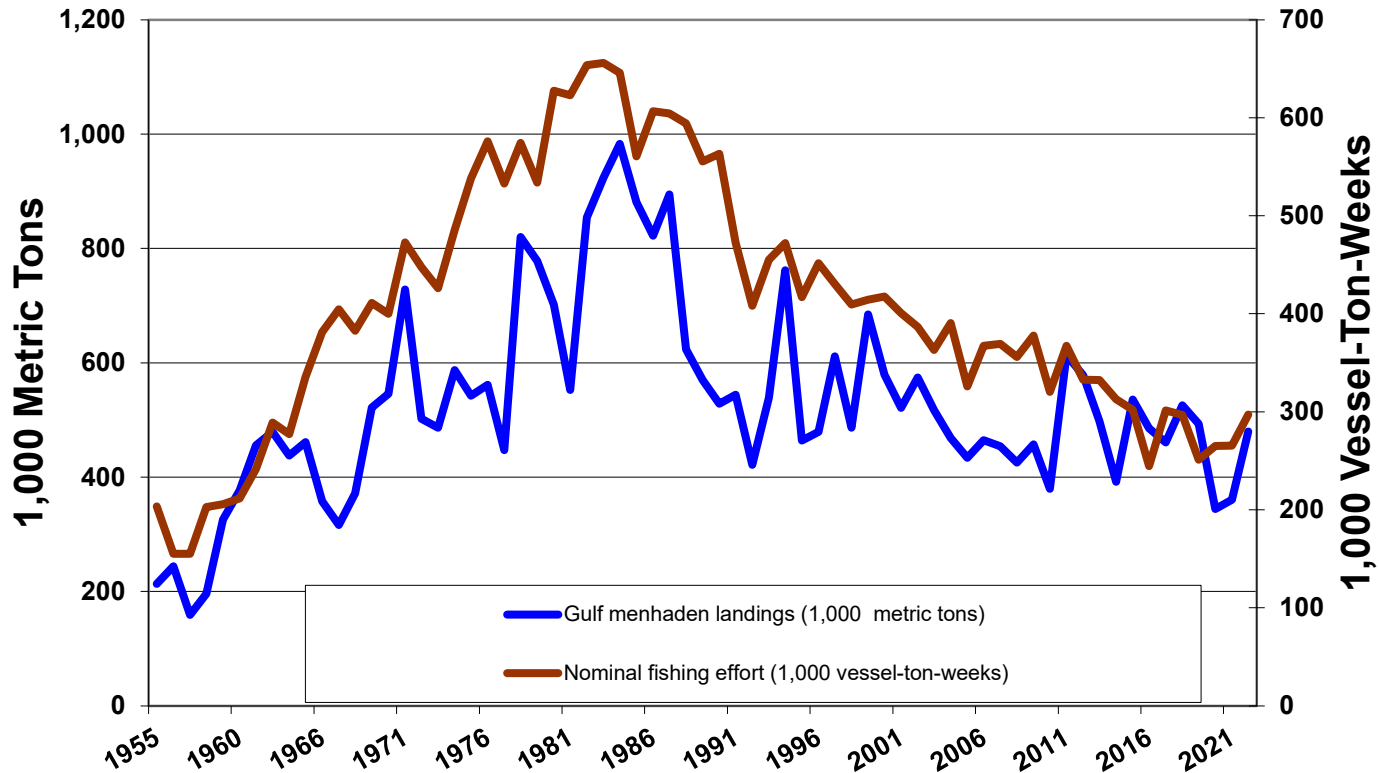
# 2023 Projected Total Landings

- Reported landings through September 2023 415,964
  - Mean landings for Sept/October 2017-2021 + 33,665
  - 2023 Projected Landings 449,629
- 
- Decrease of -0.9% from 2022 (453,765 mt)
  - Increase of 7.5% From 5-year Average (415,875mt)

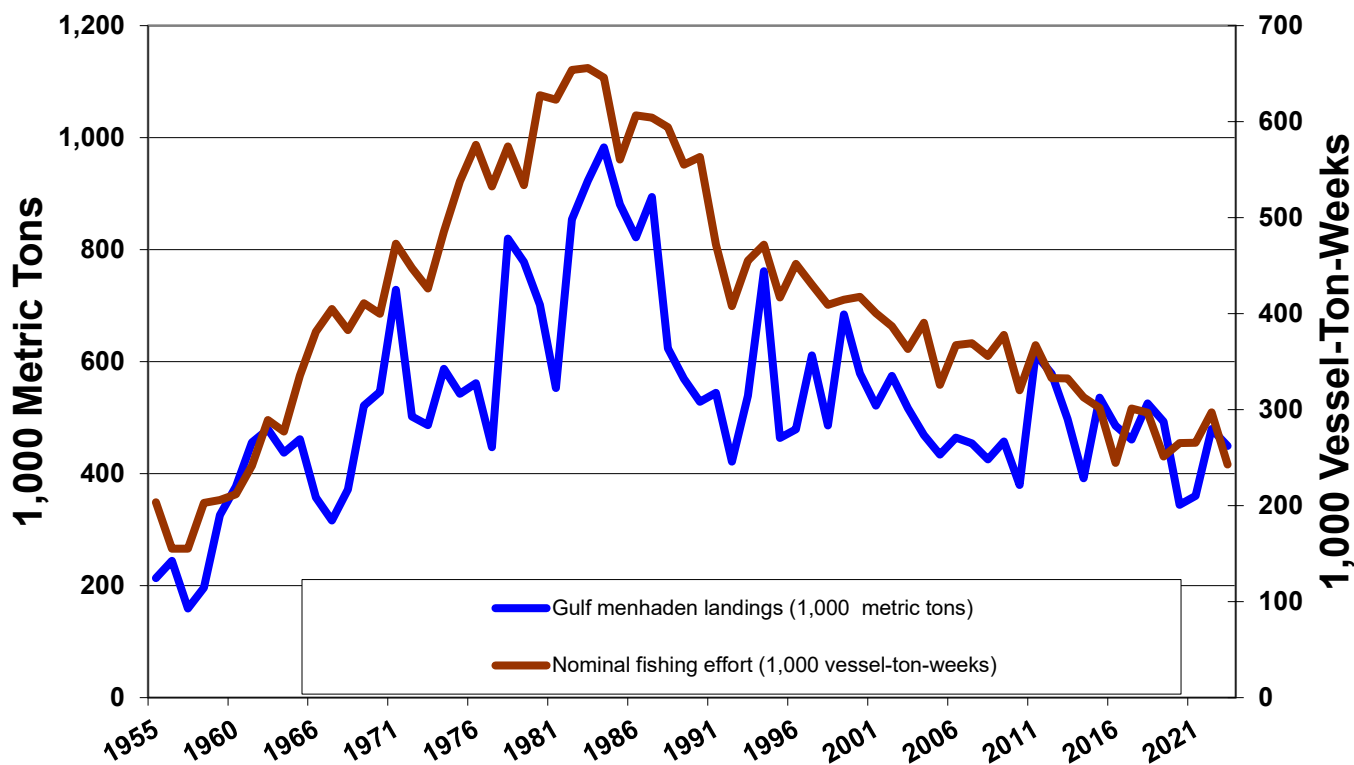




# Historical Landings and Nominal Fishing Effort, 1955-2022



# Historical Landings and Nominal Fishing Effort, 1955-2023\* (Includes Projected Landings)



# How do “projected” 2023 landings compare to the March 2023 Forecast?

- 2023 projected landings 449,629 mt
- Forecast for 2023 season 433,227 mt
- 2023 landings may be 3.6% higher than our Forecast in March 2023

# Preliminary 2023 Forecast

- Assuming:

- Projected 2023 landings ~449,629 mt
- 2023 nominal fishing effort ~242,874 v-t-wks
- 2024 nominal fishing effort estimate of ~287,000 v-t-wks

- Preliminary Forecast for 2024 ~423,000 mt

Questions ?